

ARCHICAD ESSENTIAL BIM MODELING & DOCUMENTATION



DURATION/TIME

2 Days
9:00 am - 5:00 pm



METHODOLOGY

Practical hands-on with using computers, lecturing, discussions and case studies.



PREREQUISITES

Experience with the Windows™ Operating System.
Basic understanding of building design and drafting.



TARGET

Architects and designers new to BIM in Archicad, seeking an overview of its documentation workflow.

INTRODUCTION

This training course provides a solid foundation in Archicad, helping you become a confident user. You will learn to navigate the software's interface and take your first steps in BIM modeling with expert guidance. Through practical examples and hands-on exercises, you will gain valuable experience, reinforcing key concepts for effective learning.

OBJECTIVE

By the end of this training, participants will be able to:

- Navigate Archicad's interface and tools with confidence
- Set up and manage projects efficiently
- Create and modify 3D architectural models
- Apply best practices for modelling and workflow optimisation
- Understand key features for design and documentation

CONTACT

IME CADCAM TRAINING CENTRE SDN BHD
Certified ISO 9001:2015 QMS

www.training.cadcam.com.my training@cadcam.com.my [+6019-659 2186](tel:+6019-659-2186)



ARCHICAD ESSENTIAL

DAY 1

COURSE OUTLINE

Lesson 1 : Introduction and Setting up




- Archicad Interface
- Create New Project
- Set up Project settings
- Construct Story Levels
- Construct Grid Line & System
- Create Layers & Layer Combinations
- *Practice 1: Create and Organize Grids & Elevations*

Lesson 2 : Basic Elements

- Wall & Composites
- Floor & Composites
- Columns & Beams
- Doors & Windows
- Curtain Wall
- Roof Tool
- Staircase & Railing
- Morph Tool
- Design Option
- *Practice 2: Design & Model a Simple Floor Plan*

CONTACT

IME CADCAM TRAINING CENTRE SDN BHD
Certified ISO 9001:2015 QMS

 www.training.cadcam.com.my  training@cadcam.com.my  +6019-659 2186



ARCHICAD ESSENTIAL

DAY 2

COURSE OUTLINE

Lesson 3: Details & Documentation




- Zones and Stamps
- Annotations & Markers
- Viewpoints
- 3D Document and Cutaways
- Details & Worksheets
- Door & Window Scheduling
- *Practice 3: Create Annotations & Generate a Schedule*

Lesson 4: Model Filtering and Publishing

- Model View Options
- Graphic Overrides
- View Map Setting
- Navigator & Organizer
- Layout Book & Title Block
- Practice 4: Compile Drawings into Layouts for Publishing
- Publish Drawings
- Export to BIMx
- *Teamwork Collaboration (if applicable)*

CONTACT

IME CADCAM TRAINING CENTRE SDN BHD
Certified ISO 9001:2015 QMS

 www.training.cadcam.com.my  training@cadcam.com.my  +6019-659 2186

